













COUPLER ADAPTERS



INTERCONNECT NON-COMPATIBLE TIPS & BODIES

	PART NUMBER	ADAPTS THIS STYLE MALE TIP	TO THIS STYLE FEMALE BODY
	FAE49-56-4	SafeWay's FFE491-4 or other 1/2" ISO 16028	SafeWay's S20, S40, S56, S70 Series or other 1/2" ISO 5675
	FAE56-49-4	SafeWay's S71 and S561 Series or other 1/2" ISO 5675	SafeWay's FFE495-4 or other 1/2" ISO 16028
	S25-4-1	SafeWay's S71 Series or other ISO 5675	John Deere (old style)
	S25-4-2	SafeWay's S71 Series or other ISO 5675	International Harvester (old style)
	S25-4-3	John Deere Cone (old style)	SafeWay's S20, S40 or S70 Series or other ISO 5675
	S25-4-3D	John Deere Cone (old style)	New Style John Deere ISO Casting or other ISO 5675
	S25-4-4	John Deere Cone (old style)	International Harvester (old style)
	S25-4-5	International Harvester (old style)	John Deere Cone (old style)
	S25-4-6	SafeWay's S71 Series or other ISO 5675	J.I. Case (old style)
	S25-4-7	International Harvester (old style)	SafeWay's S20, S40 or S70 Series or other ISO 5675
	S25-4-7D	International Harvester (old style)	New Style John Deere ISO Casting or other ISO 5675
	S25-4-8	J.I. Case (old style)	SafeWay's S20, S40 or S70 Series or other ISO 5675
	S25-4-9	John Deere Cone (old style)	J.I. Case (old style)